



# **BIRD Proposal: Extending IBIS-AMI to Support Back-Channel Communications**

**IBIS-ATM Committee**  
**July 2011**

Marcus Van Ierssel – Snowbush IP (Gennum)  
Kumar Keshavan - Sigrity  
Ken Willis – Sigrity  
Walter Katz - SiSoft

# Overview

- Assumptions
- Proposed modifications to support back-channel
- New Reserved\_Parameters
- Back-channel BCI file
- Flow changes
- 802.3KR example

## Assumptions

- Back-channel functionality will be supported for time domain simulations only. Back-channel functionality does not affect statistical analysis.
- This functionality will be implemented in the AMI\_GetWave function (and the Rx AMI\_Init function)

## Modifications Required for BIRD

- Enhance AMI\_GetWave to allow “AMI\_parameters\_out” to be taken both into as well as out of the AMI model (covered in BIRD 128)
- New Reserved\_Parameters
- Definition of Back-Channel Interface .bci file format
  - Includes new Reserved\_Parameters
  - New section for Protocol\_Specific parameters
- Flow Changes
  - Add back-channel training flow before standard simulation flow

## New Reserved\_Parameters

- Training
  - Turns back-channel training on/off
- Backchannel\_Protocol
  - Tells user which back-channel protocols are supported
  - User selects which protocol to use
  - Protocol selection points to .bci file with the back-channel protocol information details
  - Both Tx and Rx must point to same file for back-channel communication to occur

## Reserved\_Parameters > Training

(Training (Usage In) (Type String) (List "Off" "On")  
(Default "Off") (Description "Turns training on or  
off"))

## Reserved\_Parameters > Backchannel\_Protocol

(Backchannel\_Protocol (Type String) (Usage In)

(List “None” “PCIeG3” “802.3KR”)

(Description

“This Device can support backchannel training for PCIeGen3 and Ethernet 802.3KR standards. When “None” the models shall support the normal IBIS 5.x flows. When calling the Tx and Rx AMI\_Init function, the EDA tool shall pass the value:

<full\_path\_to>/<protocol>.bci

The EDA tool is responsible for determining <full\_path\_to>. This file may be located in the same directory as the .ibs, .ami, dll files or may be located in library folders controlled by the EDA tool.”)

## Reserved\_Parameters > Back-Channel .bci File

- Training\_Pattern > describes the bit stream used for training
  - Preamble
  - Data
    - PRBS or LFSR
    - Length
  - Postamble
- Max\_Train\_Bits
  - Max duration of training
- TrainingDone
  - Signifies that training is completed



# Back-Channel .bci File Format

(802.3KR

```

(Reserved_Parameters
  (Training_Pattern (Description "Defines the training pattern")
    (Preamble (Usage Info) (Type String) (Value "b11111111111111110000000000000000 ")
      (Description "Leading preamble pattern."))
    (Data (Usage Info) (Type String) ("LFSR 1,9,11 random 4096")
      (Description "Training pattern."))
    (Postamble (Usage Info) (Type String) (Value b00)
      (Description "Trailing postamble pattern."))
  )
  (Max_Train_Bits (Usage In) (Type Integer) (Value 500000)
    (Description "Number of total training bits allowed"))
  (TrainingDone (Usage InOut) (Type Boolean) (List False True)
    (Description "If True then training is done"))
)
(Protocol_Specific
  (-1 (Usage InOut) (Type Integer) (List -1 0 1) (Default 0)
    (Description "Parameter name is standard-specific, and can be any legal Type"))
  (0 (Usage InOut) (Type Integer) (List -1 0 1) (Default 0)
    (Description "Parameter name is standard-specific, and can be any legal Type"))
  (1 (Usage InOut) (Type Integer) (List -1 0 1) (Default 0)
    (Description "Parameter name is standard-specific, and can be any legal Type"))
)
)

```

## Example of Protocol\_Specific Parameters

(TapIncDec (Description "When written by Rx, -1 means to decrement, 0 hold same value, and 1 means to increment. When written by Tx, -1 means low limit has been reached, 0 means the setting is adjustable, and 1 means high limit has been reached.")

(-1 (Usage InOut) (Type Integer) (List -1 0 1) (Default 0))  
(0 (Usage InOut) (Type Integer) (List -1 0 1) (Default 0))  
(1 (Usage InOut) (Type Integer) (List -1 0 1) (Default 0))  
)

- Protocol\_Specific parameters are analogous to Model\_Specific parameters, but are associated with a particular backchannel protocol
- They are governed by the same AMI syntax
- Both the Tx and Rx AMI models must handle these Protocol\_Specific parameters

# Defining Bit Patterns

- We should be able to easily define as a concatenated list of waveform snippets for Preamble/Data/Postamble.
- Example using Format Table:

(Data (Type String) (Usage Info)

(Table

```
(“b01111111111111111000000000000000 5”)
(“h0123456789ABCDEF0123456789ABCDEF 10”)
(“o01234567012345670123456701234567 10”)
(“File abc.bpi 3”)
(“PRBS 11 b11110000111 1”)
(“LFSR “1,9,11” random 4096”)
```

(Description “

Strings that begin b,h,o, denote Binary, Hex, Octal.

These bit patterns are followed by a repeat count.

The default is 1, which means the pattern is added once.

Strings that begin with **PRBS** generate a Pseudo Random Binary Sequence using a Linear Feedback Shift Register.

**PRBS** is followed by 3 fields: <duty cycle> <seed> <repeat count>

<duty cycle> A positive, integer number. The PRBS patten will repeat every  $2^{\text{<duty cycle>}}$  bits.

<seed> A non-negative integer number, can be represented as b... or “random for random seed

<repeat count> is non-negative integer number. The number of times this bit pattern is to be inserted into the stimulus.”))

**LFSR** is followed by 3 fields: <taps> <seed> <data\_len>

<taps> lfsr taps

<seed> A non-negative integer number, can be represented as b... or “random for random seed

<data len> is optional non-negative integer number. The length of the data pattern generated by this lfsr in bits. if the value is ‘R’ run it forever ”))

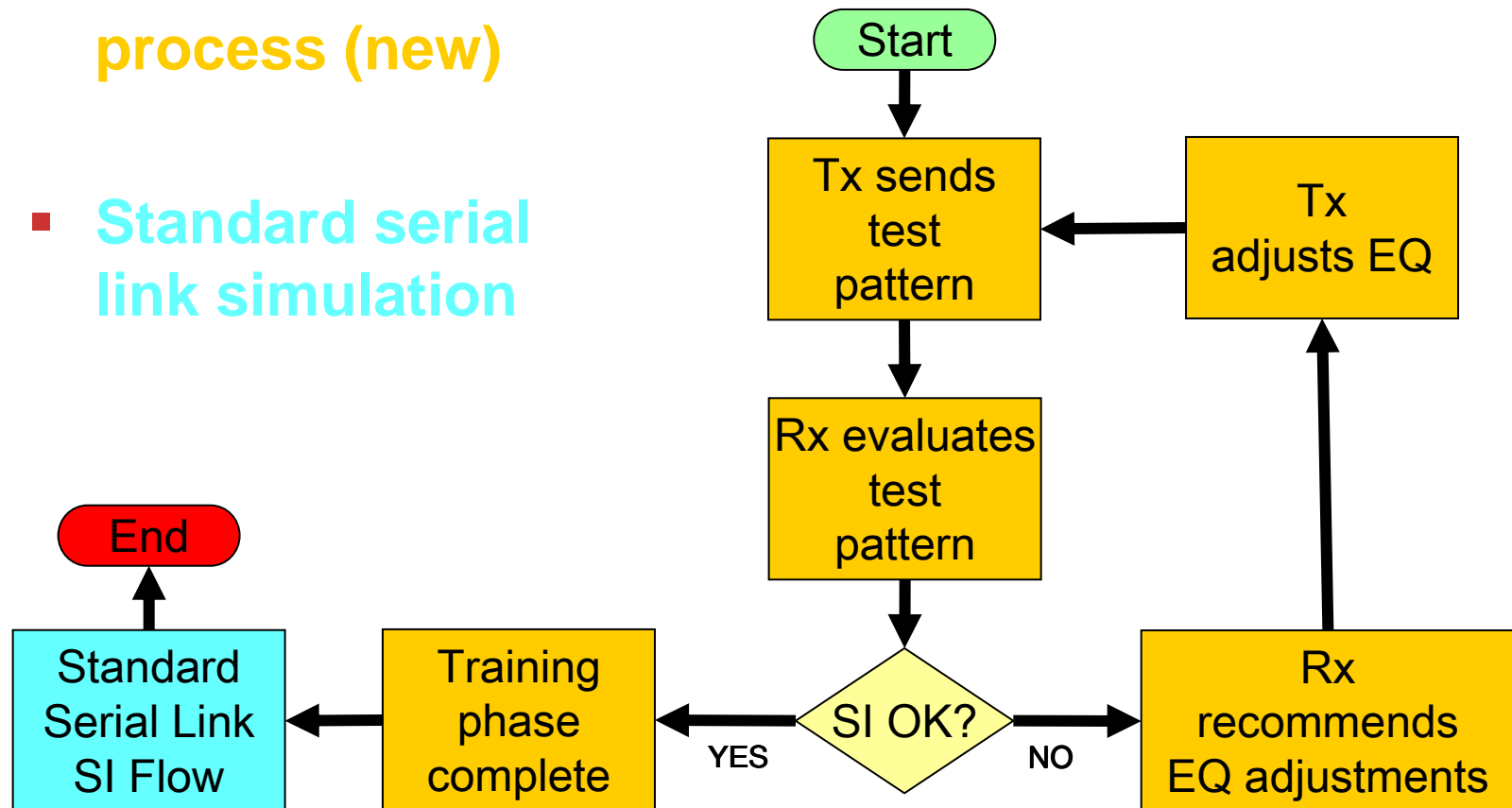
Strings that begin with **File** reference a file that contains a sequence of binary, octal or hex numbers.

File is followed by two fields: <file name> <repeat count>))

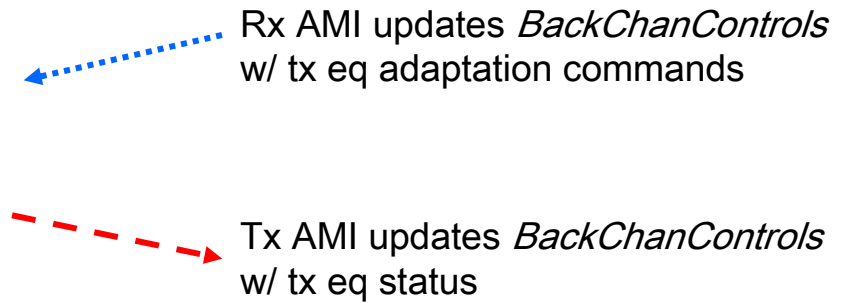
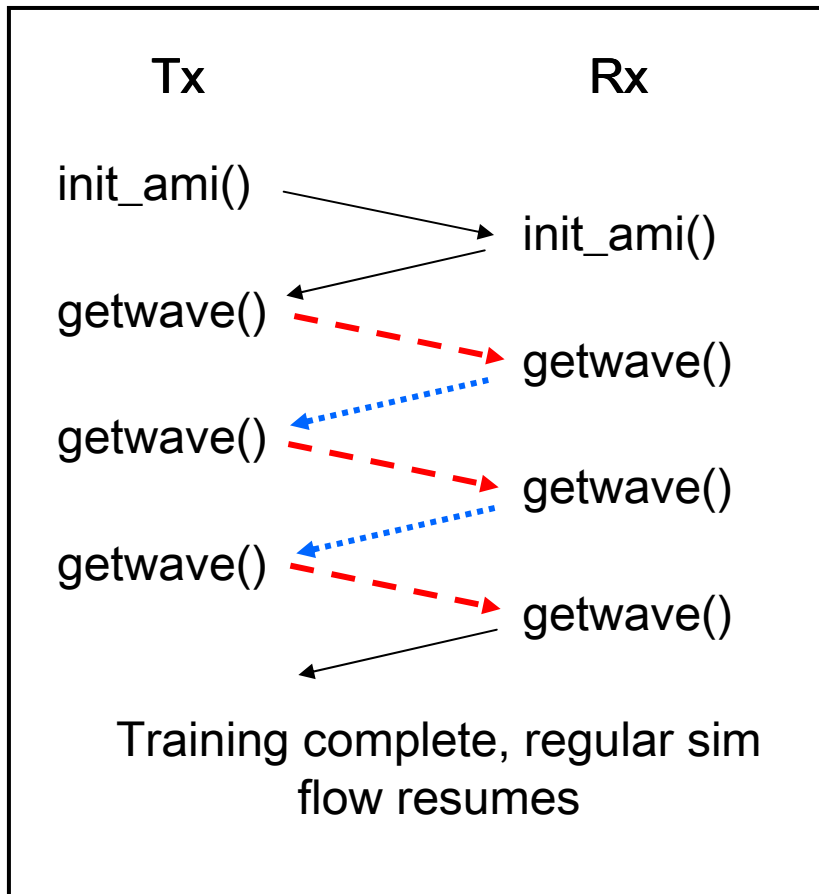


# Flow Changes

- Back-Channel process (new)
- Standard serial link simulation



# Back-Channel Flow Detail



# 802.3KR Back-Channel .bci File Example

```
(802.3KR
(Reserved_Parameters
(Training_Pattern (Description
    "On first call to Tx GetWave when (Training On) input stimulus to Tx GetWave shall be Preamble
    followed by Data repeated until Rx GetWave sets (Training Off). When Rx GetWave sets (Training
    Off), the next input stimulus will be Postamble then simulation stimulus")
(Preamble (Usage Info) (Type String)
    (Value "b11111111111111111000000000000000 1")
    (Description "Training Preamble sent once"))
(Data (Usage Info) (Type String) ("LFSR 1,9,11 random 4096")
    (Description "Training pattern.))
(Postamble (Usage Info) (Type String) (Value "b00 1")
    (Description "Training postamble pattern, repeated 5 times"))
(Max_Train_Bits (Usage In) (Type Integer) (Value 500000) (Default 500000)
    (Description "Number of total training bits allowed"))
(TrainingDone (Usage InOut) (Type Boolean) (List False True)
    (Description "If True then training is done"))
)
)
```

## 802.3KR Back-Channel .bci File Example (cont)

```
(Protocol_Specific
  (Description "From Rx
    -n Decrements tap by n
    0 Tap is unchanged
    n Increments tap by n
  From Tx
    -1 Low limit has been reached
    0 Setting is adjustable
    1 High limit has been reached")
(-1 (Usage InOut) (Type Integer) (Range 0 -1 1)
  (Description "Pre-cursor tap control"))
(0 (Usage InOut) (Type Integer) (Range 0 -1 1)
  (Description "Main tap control"))
(1 (Usage InOut) (Type Integer) (Range 0 -1 1)
  (Description "First post-cursor tap control"))
)
)
```



# Example Parameter Tracing

## AMI\_parameters\_in and \_out

Note: Using AMI\_parameters\_io to describe usage of AMI\_parameters\_out (BIRD 128).

AMI\_parameters\_in from simulator to Tx AMI\_Init

```
(tx_root (Backchannel_Protocol "C:/Library/IBIS/802.3KR.bci") (Training "On"))
```

AMI\_parameters\_in from simulator to Rx AMI\_Init

```
(rx_root (Backchannel_Protocol "C:/Library/IBIS/802.3KR.bci") (Training "On"))  
(802.3KR (TrainingDone False)(Max_Train_Bits 500000))
```

AMI\_parameters\_io from Rx AMI\_Init

```
(rx_root ...)(802.3KR (TrainingDone False) (-1 0) (0 0) (1 0))
```

AMI\_parameters\_io to Tx AMI\_GetWave

```
(802.3KR (TrainingDone False) (-1 0) (0 0) (1 0))
```

AMI\_parameters\_io from Tx AMI\_GetWave

```
(tx_root ...)(802.3KR (-1 0)(0 0)(1 0))
```

AMI\_parameters\_io to Rx AMI\_GetWave

```
(802.3KR (-1 0)(0 0)(1 0)))
```

AMI\_parameters\_io from Rx AMI\_GetWave

```
(rx_root ...)(802.3KR (TrainingDone True) (-1 -1) (0 +1) (1 -1))
```

AMI\_parameters\_io to Tx AMI\_GetWave

```
(802.3KR (TrainingDone True) (-1 -1) (0 +1) (1 -1))
```

## Issues

- The content of .bci files will contain Protocol\_Specific parameters
- AMI models that utilize these .bci files will need to support these parameters
- We need to formalize a process by which these .bci files are developed, reviewed, approved, and posted to the AMI modeling community

*Thank You!*

